

# The Power of DDI Automation

Sif Baksh - Solutions Architect

Who am I and why the heck am I here

# Sif Baksh

- I'VE BEEN DOING AUTOMATION SINCE I WAS 15(GAMING GOT ME INTO IT)
- ALSO, WHEN I STARTED MY PROFESSIONAL CAREER
  - Systems - Linux
  - Network(ATM to Cisco Video MPLS)
  - Security- when you called the "Security Guy"
- I HAVE WORKED IN THE DDI SPACE FOR ABOUT 15+ YEARS AS AN INFOBLOX CUSTOMER AND SOLUTIONS ARCHITECT.
- NOW AT SWIMLANE

*"Knowledge is power, let's share it!"*

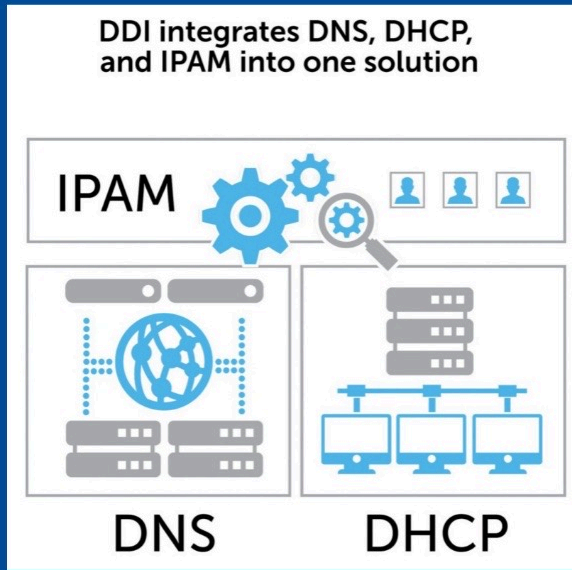
SIF BAKSH, 1999



Why are we here

```
log.md
Index.js
1 var express = require('express');
2 var router = express.Router();
3 var User = require('../models/user');
4
5 // GET /register
6 router.get('/register', function(req, res, next) {
7   return res.render('register', { title: 'Sign Up' });
8 });
9
10 // POST /register
11 router.post('/register', function(req, res, next) {
12   if (req.body.email &&
13       req.body.name &&
14       req.body.favoriteBook &&
15       req.body.password &&
16       req.body.confirmPassword) {
17
18     // confirm that user typed same password twice
19     if (req.body.password !== req.body.confirmPassword) {
20       var err = new Error('Passwords do not match.');
```

# Where to start with Automation

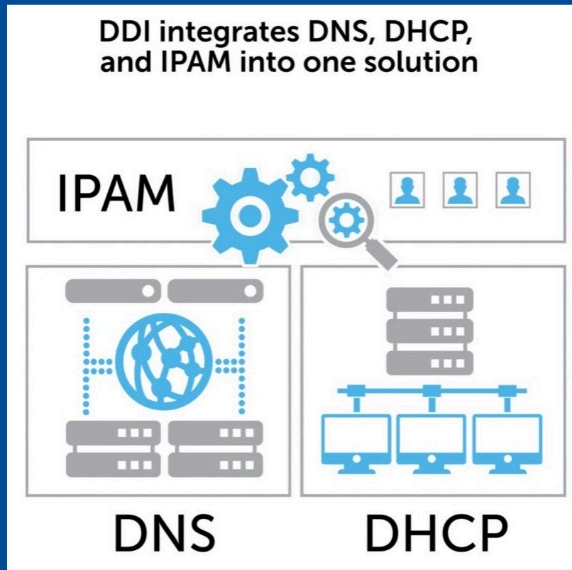


SEARCH  
/GET



- IP Address/Networks
- Hostname /A Records
- Zones - Internal/External
- MAC Address
- DHCP Range

# Next start with adding

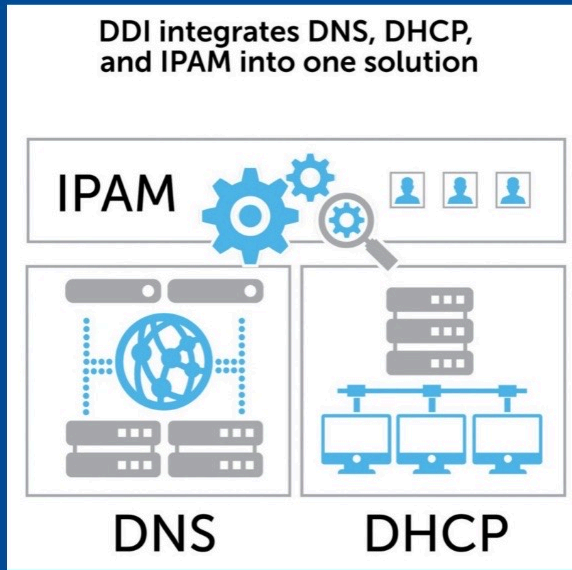


POST



- IP Address/Networks
- Hostname /A Records
- Zones - Internal/External
- MAC Address
- DHCP Range

# Next start with updating



PUT



- IP Address/Networks
- Hostname /A Records
- Zones - Internal/External
- MAC Address
- DHCP Range

# Do's and Don't when it comes to Automtion

## DO'S

- **START SMALL**
- **SINGLE PROJECT**  
Build Automation to do one thing first
- **COMBINE YOUR AUTOMATION**  
Start with one action and then add to it.

## DON'TS

- **DON'T BE DISCOURAGED**  
Remember this is a journey, not a race
- **DON'T BE AFRAID**  
We are in this together

Do this for you



NetMRI Home Search

### NetMRI Device Inventory

Options	Name	IP Address	Model	Serial	OS Version
<a href="#">C</a> <a href="#">I</a> <a href="#">D</a>	F5demo2	192.168.1.30	bigipVirtualEdition	421c331b-515c-4d96-7ae101682347	<a href="#">11.2.0</a>
<a href="#">C</a> <a href="#">I</a> <a href="#">D</a>	sw-c-02	172.16.20.6	catalyst2924XLv	FAA0330LOAD,FAA0330LOAD	<a href="#">12.0(5)WC16</a>
<a href="#">C</a> <a href="#">I</a> <a href="#">D</a>	core-demo	192.168.188.1	catalyst37xxStack	FDO152SP0ZC	<a href="#">12.2(6)S8.9</a>
<a href="#">C</a> <a href="#">I</a> <a href="#">D</a>	unknown	10.66.0.2	None		<a href="#">None</a>
<a href="#">C</a> <a href="#">I</a> <a href="#">D</a>	unknown	10.66.52.6	None		<a href="#">None</a>
<a href="#">C</a> <a href="#">I</a> <a href="#">D</a>	Router2	10.66.20.66	3620	XXXXXXXXXXXX	<a href="#">12.4(2)M</a>
<a href="#">C</a> <a href="#">I</a> <a href="#">D</a>	unknown	10.66.52.9	ASA5520		<a href="#">8.4(2)</a>

NetMRI Home Search

### sw-c-02 Current Running Config

```
version 12.0
no service pad
service tcp-keepalives-in
service timestamps debug datetime msec
service timestamps log datetime msec
no service password-encryption
!
hostname sw-c-02
!
enable secret 5 $1sP4xRskhaggq6w1becoupD3.v5i00
enable password infoalex
!
```

NetMRI Home Search

### core-demo -Interfaces Total Ports = 46

[up/up = 17](#) [up/down = 25](#) [down/down = 13](#)

#	Name	Description	Trunked Status	Admin and Op Status
1	Vl1	Vlan1	off	<a href="#">down / down</a>
1	Vl2	Vlan2	off	<a href="#">up / up</a>
1	Vl3	infoflowdemo.com	off	<a href="#">up / up</a>
1	Vl50	Vlan50	off	<a href="#">up / up</a>
1	Vl51	Vlan51	off	<a href="#">up / up</a>
1	Vl500	Vlan500	off	<a href="#">up / up</a>
1	Vl502	Vlan502	off	<a href="#">up / up</a>
1	Vl3399	demo-netmri scan interfaces	off	<a href="#">up / up</a>





# I can't wait to hear from **you.**

**Sif Baksh** - Consulting Engineer

 <https://sifbaksh.com>

 <https://www.linkedin.com/in/sifbaksh/>

 [sifbaksh](#)